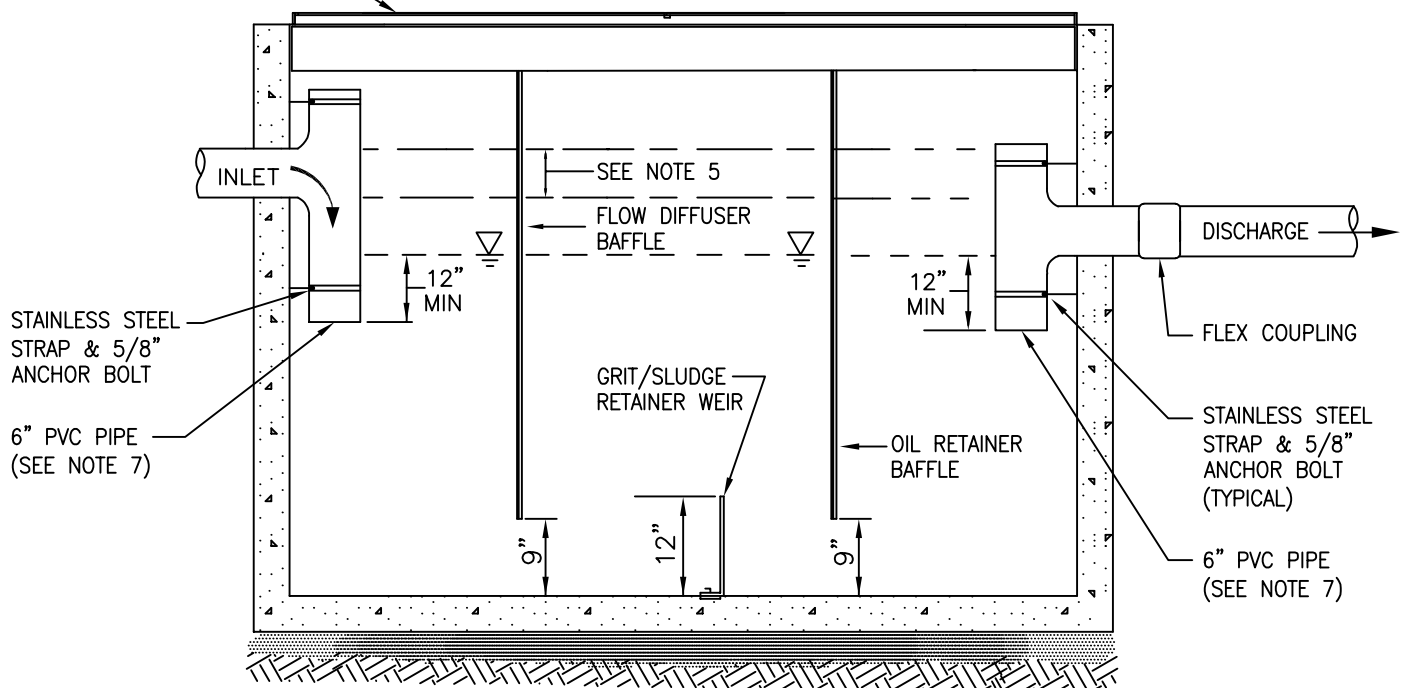


SEE SHEET SS-5A
FOR LID DETAILS



NOTES:

1. GRAY-WATER ONLY. BLACK-WATER SHALL BE CARRIED BY SEPERATE SIDE SEWER.
2. LOCATE SEPARATOR WITHIN CLOSE PROXIMITY OF DRIVE FOR ACCESS BY A MAINTENANCE VEHICLE. MUST NOT BE LOCATED WITHIN PARKING GARAGES OR BEHIND GATES / DOORS.
3. PRECAST VAULT AND BAFFLE SHALL HAVE KNOCKOUTS AT ALL PIPE OPENINGS. IF KNOCKOUTS ARE NOT PRESENT THEN PIPE OPENINGS SHALL BE 2" LARGER THAN PIPE DIAMETER.
4. POSITION PIPE RISERS/INSPECTION TEES BELOW ACCESS OPENINGS TO ALLOW CLEAR ACCESS TO RISER & VAULT CHAMBER FOR SAMPLING, INSPECTION AND MAINTENANCE.
5. TOP OF INLET PIPE SHALL BE ONE PIPE DIAMETER HIGHER THAN TOP OF DISCHARGE PIPE.
6. INLET & DISCHARGE INSPECTION TEES/RISERS MUST EXTEND A MINIMUM OF 12" BELOW DESIGNED WATER LEVEL.
7. ALL INTERNAL PIPING (RISER/INSPECTION TEE) SHALL BE A MINIMUM OF 6" PVC PIPE. EACH RISER SHALL BE CONNECTED TO THE WALL OF THE VAULT IN TWO (2) PLACES USING STAINLESS STEEL OR ALUMINUM STRAPS. STRAPS MUST BE ON THE PIPE RISER WHEN THEY ARE PRESENT.
8. ALL FITTINGS SHALL BE DESIGNED FOR OIL RETENTION.
9. CONNECTIONS THROUGH CONCRETE WALLS REQUIRED WATER TIGHT MANHOLE ADAPTERS. SEAL ALL PIPE CONNECTIONS WITH WATER TIGHT GROUT.
10. VAULT AND FITTINGS SHALL BE WATER TIGHT.
11. LIDS, FRAMES AND BOLTS SHALL MEET DISTRICT STANDARDS FOR MANHOLE LIDS WITHOUT DISTRICT LOGO AND/OR CLEANOUTS AS APPLICABLE.
12. FILL WITH CLEAN WATER PRIOR TO START UP OF SYSTEM.
13. DISCHARGE REQUIRED TO COMPLY WITH DISTRICT DISCHARGE LIMITS.
14. INTERCEPTORS SHALL BE VENTED PER THE UNIFORM PLUMBING CODE.
15. ACCESS REQUIRED TO ALL INTERNAL COMPONENTS TO ALLOW FOR MAINTENANCE.

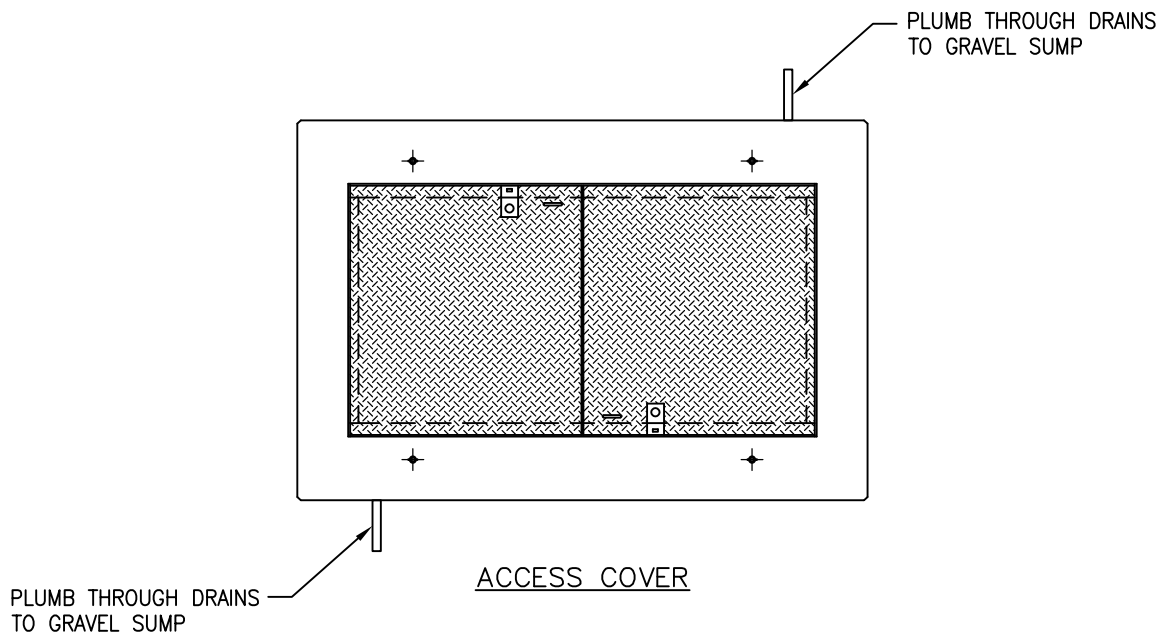


OIL / WATER SEPARATOR

DATE: 06-2024


DWG. SS-5

APPROVED BY: _____
ENGINEERING & DEVELOPMENT DIRECTOR



ACCESS HATCH NOTES:

1. WEATHER TIGHT SEAL, SELF LATCHING STAINLESS STEEL SHAM LOCK W/ A RECESSED PADLOCK HASP OR EQUAL.
2. HATCH TO BE COATED WITH THERMION TH604 ANTI-SLIP & ANTI CORROSION SYSTEM, GRADE #2 MODERATE TEXTURE OR SLIPNOT ALUMINUM GRIP PLATING #2.
3. LID AND HATCH TO BE H30 RATED IF IN TRAFFIC AREA AND REMOTE READER ZIP-TIED TO UPPER LADDER RUNG.



**OIL / WATER SEPARATOR
ACCESS COVER**

DATE: 06-2024

DWG. SS-5A

APPROVED BY: _____
ENGINEERING & DEVELOPMENT DIRECTOR