

3626 - 156th Street SW • Lynnwood, WA 98087-5021 • 425-743-4605 • 425-742-4562 Fax • www.awwd.com

2022 Water Hydrant Bid

Instructions

1. All bids shall be submitted on furnished forms.
2. All hydrants must meet Alderwood Water & Wastewater District (AWWD) specification for fire hydrant assembly. DWG. WD-7 dated 11/3/2020 (Attached).
3. Bid due date: January 20, 2022 at 1:00pm. Late bids will not be accepted.
4. Mail or deliver complete bid packet to the AWWD Maintenance & Operations building:

Alderwood Water & Wastewater District
15204 35th Ave W
Lynnwood, WA 98087
Attn: Kathy Watne

5. Mark outside of envelope with the following text: "HYDRANT SEALED BID"
6. Bids properly received will be publicly opened and read at the AWWD's Maintenance & Operations building located at: 15204 35th Avenue W., Lynnwood WA 98087 on January 20, 2022 at 1:15pm.
7. The hydrant bid is tentatively scheduled to be awarded at the February 7, 2022 Board meeting scheduled at 5:00pm.
8. Successful bids will be notified after the bid is officially awarded.
9. Hydrant unit pricing shall be guaranteed throughout the first twelve (12) months. The District will have the option for a one (1) year extension, which may be exercised prior to the expiration of the Agreement. At the end of the one (1) year Agreement, the District will have the option for one (1) one (1) year extension, which may be exercised prior to the expiration of the Agreement. If the one (1) year extension is exercised, the unit prices may be adjusted, but not to exceed two percent (2%) or the annual Consumer Pricing Index, whichever is greater.

10. For questions contact:

Bill Scheller, Inventory Control Technician


Phone: 425-787-0250, Email: bscheller@awwd.com

Or

Kathy Watne, Administrative Manager, Maintenance & Operations

Phone: 425-743-8915, Email: kwatne@awwd.com

See next page for Bid Form.



3626 - 156th Street SW • Lynnwood, WA 98087-5021 • 425-743-4605 • 425-742-4562 Fax • www.awwd.com

2022 Water Hydrant Bid – Bid Form

Quantities and sizes are estimates only and may vary per District needs throughout the calendar year. Successful bidder shall guarantee hydrants will be delivered as ordered within 10 working days of receipt of order.

Hydrant unit pricing below shall be guaranteed throughout the first twelve (12) months. The District will have the option for a one (1) year extension, which may be exercised prior to the expiration of the Agreement. At the end of the one (1) year Agreement, the District will have the option for one (1) one (1) year extension, which may be exercised prior to the expiration of the Agreement. If the one (1) year extension is exercised, the unit prices may be adjusted, but not to exceed two percent (2%) or the annual Consumer Pricing Index, whichever is greater. Please submit price quotes on the following Hydrants:

Per Alderwood Water & Wastewater District Specifications (DWG WD-7, 11/3/2020)

| <u>Qty.</u> | <u>Description</u> | <u>Price Each</u> | <u>Extended Price</u> |
|-------------|--------------------|-------------------|-----------------------|
| 1 | 3' Bury Hydrant | | |
| 2 | 3'6" Bury Hydrant | | |
| 15 | 4' Bury Hydrant | | |
| 15 | 4'6" Bury Hydrant | | |
| 15 | 5' Bury Hydrant | | |
| 15 | 5'6" Bury Hydrant | | |
| 6 | 6' Bury Hydrant | | |
| 2 | 6'6" Bury Hydrant | | |
| 1 | 7' Bury Hydrant | | |
| 1 | 7'6" Bury Hydrant | | |
| 1 | 8' Bury Hydrant | | |

Total 74

Sub Total: _____

Tax: _____

Hydrant Make: _____

Total: _____

Hydrant Model: _____

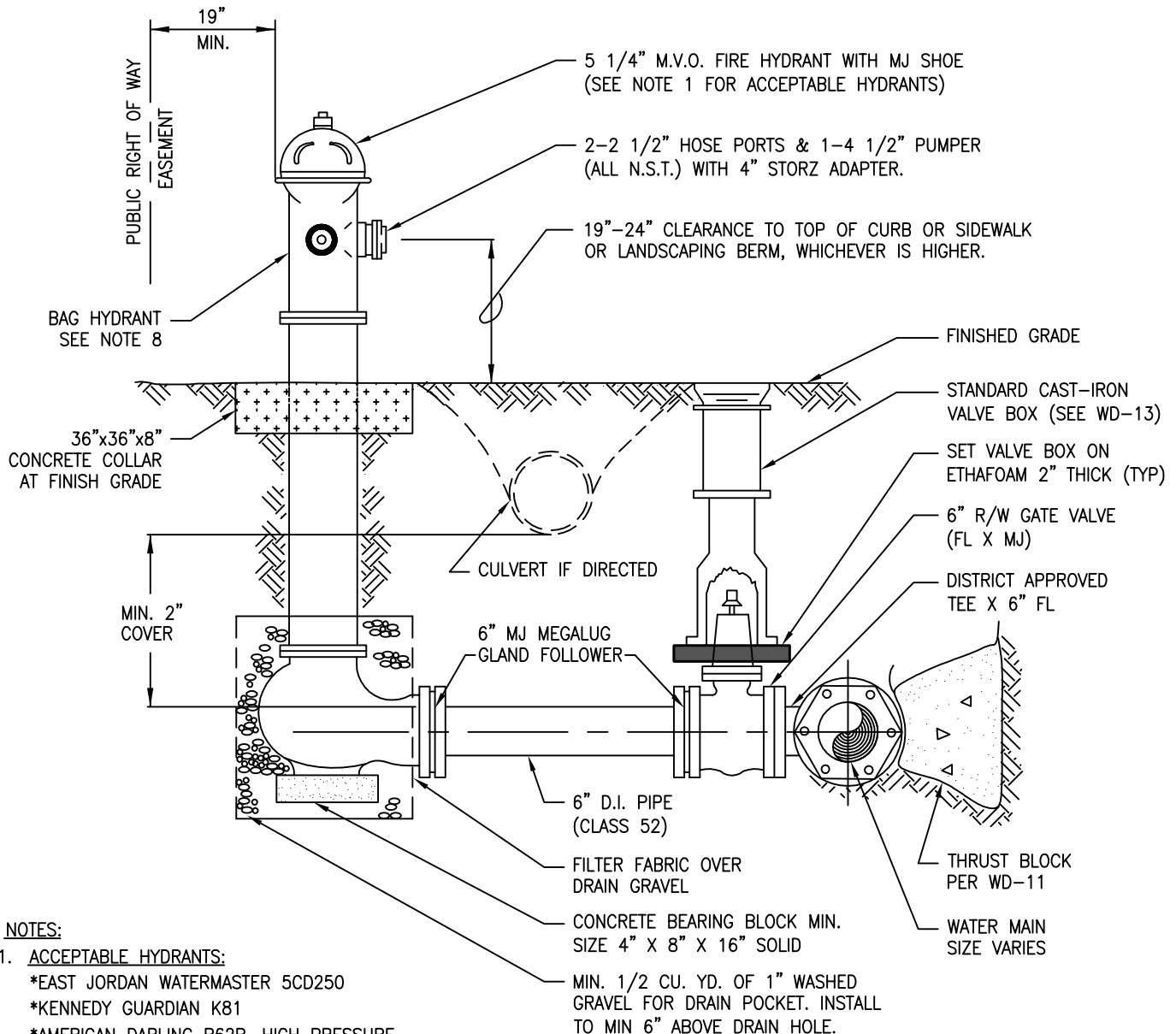
Vendor Contact Information:

Name: _____ Price quoted by: _____

Address: _____
 _____ Print Name: _____



Phone Number: _____

Email: _____ Signature: _____



NOTES:

1. ACCEPTABLE HYDRANTS:
 - *EAST JORDAN WATERMASTER 5CD250
 - *KENNEDY GUARDIAN K81
 - *AMERICAN DARLING B62B, HIGH PRESSURE
 - *CLOW MEDALLION
 - *MUELLER SUPER CENTURION 250
 - *AVK HYDRANT-2780
2. PAINT HYDRANT WITH 2 COATS OF OLD CAT YELLOW RUST-OLEUM 7448402, MILLER PAINTS 12LW0239 OR EQUAL.
3. WHEN 6" DI PIPE EXCEEDS 18' USE APPROVED RESTRAINED JOINTS.
4. HYDRANTS SHALL BE FURNISHED WITH BREAK AWAY FLANGE OR LUGS.
5. INSTALL GUARD POST AS DIRECTED. (SEE WD-17)
6. PROVIDE MINIMUM 5' CLEAR ZONE AROUND HYDRANTS IN OR ADJACENT TO RIGHT OF WAY AND 3' OTHERWISE.
7. IN AREAS WHERE VALVE IS LOCATED OUTSIDE OF PAVEMENT STENCIL DISTANCE TO VALVE ON HYDRANT WITH 2" BLACK NUMERALS.
8. HYDRANTS NOT IN SERVICE SHALL BE COVERED WITH BLACK HEAVY DUTY LAWN AND GARDEN BAG, SECURE WITH DUCT TAPE OR ELECTRICAL TAPE.
9. REMOVE CHAINS.

| | |
|--|-----------|
|  ALDERWOOD WATER & WASTEWATER DISTRICT | |
| FIRE HYDRANT ASSEMBLY | |
| DATE: 03 NOV 2020 | DWG. WD-7 |
| APPROVED BY:  ENGINEERING & DEVELOPMENT DIRECTOR | |